VENTCROFT

NoBurn® XP

PREMIUM
Fire Performance Cable

VENTCROFT
UK MANUFACTURER

Not Equivalent - Better!

FIRE SYSTEM CABLES



NoBurn XP Premium Fire Performance Cable has been tested and approved by LPCB to meet BS EN 50200:2015+Annex E 30 mins, BS EN 50200:2015 PH30, PH60 & PH120 and BS 6387:2013 CWZ - under fire conditions.

NoBurn XP cable is manufactured in the UK using the latest technology, materials and manufacturing equipment. Materials and processes are recorded and tracked throughout manufacture to ensure consistent reliability and quality. All cable is marked with time and date of manufacture and each reel with a unique quality assurance batch and test number.

NoBurn XP cable cores are twisted during manufacture to provide the highest level of data protection, ideal for long cable runs and analogue addressable fire systems.

NOBURN XP FIRE CABLE IS THE FASTEST CABLE TO PREPARE FOR TERMINATION.

Tested and Complies with:-

BS EN 50200:2015+Annex E 30 mins	Fire Resistance Standard
BS EN 50200:2015 PH30, PH60 & PH120	Fire Resistance Standard
BS 6387:2013 CWZ	Fire Resistance Standard
BS EN 60754-1:2014	Halogen Emission Standard
BS EN 61034-2:2005	Low Smoke Standard
BS 60228 Inc. Corrigendum 1	ETP1 High Grade Copper

Also BS EN 60332-1-2:2004 and BS EN 60332-3-24 & 3-25-:2009
These test show that installed as a single or bunched cable NoBurn XP cable self extinguishes leaving the upper cable sheath unaffected showing the cable does not propagate fire.

NoBurn XP Premium is tested to retain continuity under fire conditions as follows:-

BS EN 50200:2015 + Annex E 30 mins
- for 30 minutes at 830°C (up to +40°C) with Fire & Mechanical shock applied every 5 mins, water spray applied for final 15 minutes.

BS EN 50200:2015 PH30, PH60 & PH120
- for 120 minutes (2 hours) at 830°C (up to +40°C) fire & mechanical shock applied every 5 minutes throughout the 2 hour test.

Note - Each test above is conducted on the same cable sample.

BS 6387:2013 CWZ
- for 180 minutes (3 hours) at 950°C (up to ±40°C) fire only. = C
- for 30 minutes at 650°C (up to ±40°C) fire with water spray applied for final 15 minutes. = W
- for 15 minutes at 950°C (up to ±40°C) with fire & mechanical shock applied every 30 seconds throughout the test. = Z

Note - Each test above is conducted on a different and separate cable sample.

SAVE INSTALLATION TIME & MONEY

Features

- Reduced Installation Time and Costs
- Easy to Install and Superb Working Flexibility
- All in one - Easy to Strip Outer Sheath
- No Separate Foil
- No Additional Fibre Wraps
- No Mica Tape on Conductors
- No Additional Core Separators to Remove
- Cable Core Twist Provides High Level Data Protection
- Volatge Rating 300v/500v

Conductor Size	All XP Cables Include 0.80mm (Drain Wire)		
Red Sheath	**2 Cores**	**3 Cores**	**4 Cores**
0.50mm² = 0.80mm Dia	VXP-205DR	VXP-305DR	VXP-405DR
0.75mm² = 0.98mm Dia	VXP-207DR	VXP-307DR	VXP-407DR
1.00mm² = 1.13mm Dia	VXP-210DR	VXP-310DR	VXP-410DR
1.50mm²	VXP-215DR	VXP-315DR	VXP-415DR
2.50mm²	VXP-225DR	VXP-325DR	VXP-425DR
White Sheath	**2 Cores**	**3 Cores**	**4 Cores**
0.50mm² = 0.80mm Dia	VXP-205DW	VXP-305DW	VXP-405DW
0.75mm² = 0.98mm Dia	VXP-207DW	VXP-307DW	VXP-407DW
1.00mm² = 1.13mm Dia	VXP-210DW	VXP-310DW	VXP-410DW
1.50mm²	VXP-215DW	VXP-315DW	VXP-415DW
2.50mm²	VXP-225DW	VXP-325DW	VXP-425DW
Black Sheath	**2 Cores**		
1.00mm² = 1.13mm Dia	VXP-210DBK		
1.50mm²	VXP-215DBK		

Shown above is the cross sectional area (πr^2) in mm² and the diameter in mm of the copper conductor core.

*All above are solid core.

Other Sizes & Sheath Colours are available

LPCB Ref. No. 682c/01

Manufactured in United Kingdom

10 YEARS WARRANTY

CE

VENTCROFT

NoBurn® XP

PREMIUM
Fire Performance Cable

VENTCROFT
UK MANUFACTURER

The Fastest Fire Cable to Terminate & Install

NoBurn XP is available in a variety of multiple core combinations.

100m, 200m, 500m reels and other special lengths are available.



Supplied On Robust Plastic Reels

• Installer safe and easy handling •
• Better Reeling and damage resistant •
• Weather and moisture resistant •

Manufacturers Recommended Installation Guide Lines

Recommended metal clip spacing 300mm Horizontal
400mm Vertical

Recommended Cable Tray Fastening - Metal Tie, spacing every 1.5 metres.

Installation Temperatures:
Minimum installation Temperature 0°C
Maximum installation Temperature 70°C

Operating Temperature:
Minimum -40°C to Maximum +90°C.
The cable should not be flexed or bent when either the cable or operating temperature is below the recommended minimum or above the maximum recommended **installation** temperatures.

Minimum Bend Radius = 6 x Diameter

Plastic clips or ties must not be used as the sole means of support for fire cable.

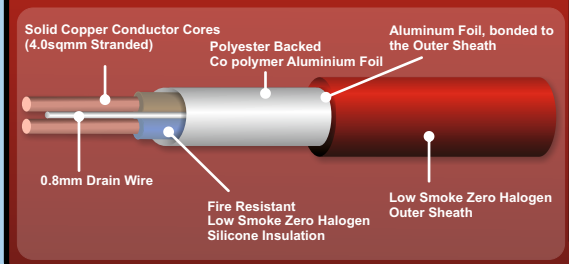

Specifications

LPCB Tested and Complies with	Fire Resistance Standard Fire Resistance Standard Fire Resistance Standard Flame Retardancy Halogen Emission Standard Low Smoke Standard	BS EN 50200:2015:Annex E 30 mins BS EN 50200:2015 PH30. PH60 & PH120 BS 6387:2013 Clause 11 CWZ BS 60332-3-24 & -3-25:2009 BS EN 60754-1:2014 BS EN 61034-2:2005
Materials	Drain Wire Conductors Core Installation Screening Outer Sheath	Tinned Annealed Copper Plain Annealed Copper Fire Resistant Silicone Aluminium Foil Low Smoke HFFR materials
Working Voltage	Core to Core Core to Drain Wire	500V 300V
Types	Outer Sheath Colours Number of Cores Inner Cores CSA	Red, White or Black 2, 3 & 4 Core 0.50, 0.75, 1.0, 1.5 & 2.5mm² CSA
Resistance Maximum	0.50mm² CSA 0.75mm² CSA 1.00mm² CSA 1.50mm² CSA 2.50mm² CSA	34.3 Ohms / 1 Km 22.8 Ohms / 1 Km 18.1 Ohms / 1 Km 12.1 Ohms / 1 Km 7.33 Ohms / 1 Km
Minimum Bend Radius	Radius = 6 x Diameter	
Operating Temp. Installation Temp.	Minimum/Maximum Minimum/Maximum	- 40°C to +90°C 0°C to +70°C
Voltage Drop (DC or Single Phase AC)	0.50mm² CSA 0.75mm² CSA 1.00mm² CSA 1.50mm² CSA 2.50mm² CSA	83 Ohms mV / A / m 62 Ohms mV / A / m 44 Ohms mV / A / m 29 Ohms mV / A / m 18 Ohms mV / A / m
Approximate Overall Diameter	2 Core	0.50mm² / 7.55mm 0.75mm² / 7.65mm 1.00mm² / 7.75mm 1.50mm² / 7.85mm 2.50mm² / 9.20mm
	3 Core	0.50mm² / 7.75mm 0.75mm² / 7.85mm 1.00mm² / 7.95mm 1.50mm² / 8.80mm 2.50mm² / 9.70mm
	4 Core	0.75mm² / 8.00mm 1.00mm² / 8.20mm 1.50mm² / 9.45mm 2.50mm² / 11.70mm 4.00mm² / 13.75mm
Approximate Weights	2 Core with Drain Wire	0.50mm² TBC / 100 m 0.75mm² TBC / 100 m 1.00mm² 7.9 Kg / 100 m 1.50mm² 8.7 Kg / 100 m 2.50mm² 12.1 Kg / 100 m
	3 Core with Drain Wire	0.50mm² 8.2 Kg / 100 m 0.75mm² 8.4 Kg / 100 m 1.00mm² 9.4 Kg / 100 m 1.50mm² 12.1 Kg / 100 m 2.50mm² 17.4 Kg / 100 m
	4 Core with Drain Wire	0.75mm² 8.8 Kg / 100 m 1.00mm² 9.7 Kg / 100 m 1.50mm² 13.1 Kg / 100 m 2.50mm² 20.2 Kg / 100 m 4.00mm² 29.4 Kg / 100 m
Current Rating (Current Ratings listed are at 30°C Refer to BS7671/EE Wiring Regulations for de-rating factor.)	Cable Clipped (DC or Single Phase AC)	0.75mm² TBA 1.00mm² 15A 1.50mm² 19.5A 2.50mm² 27A 4.00mm² 36A
	Enclosed (DC or Single Phase AC)	0.75mm² TBA 1.00mm² 13A 1.50mm² 16.5A 2.50mm² 23A 4.00mm² 30A
Capacitance Rating	0.75mm² CSA 2 Core & Drain Wire 3 Core & Drain Wire 4 Core & Drain Wire ~	 Core to Core - Average TBA Core to Screen - Average TBA Core to Core - Average TBA Core to Screen - Average TBA
	1.5mm² CSA 2 Core & Drain Wire 3 Core & Drain Wire 4 Core & Drain Wire ~	 Core to Core - Average 70 pF/m Core to Screen - Average 130 pF/m Core to Core - Average 75 pF/m Core to Screen - Average 150 pF/m
	2.5mm² CSA 2 Core & Drain Wire 3 Core & Drain Wire 4 Core & Drain Wire ~	 Core to Core - Average 80 pF/m Core to Screen - Average 145 pF/m Core to Core - Average 85 pF/m Core to Screen - Average 165 pF/m
Warranty	Period Identification	10 Years from Date of Manufacture Date of Manufacture Marked On Cable

Manufactured in United Kingdom

Ventcroft Ltd. Faraday Road, Astmoor Industrial Estate, Runcorn, Cheshire, WA7 1PE, United Kingdom. Tel: +44 (0)1928 581098, Fax: +44 (0)1928 581099

www.ventcroft.co.uk

CE

10 YEARS WARRANTY

NoBurn is a registered trademark of Ventcroft Ltd. Ventcroft and the Ventcroft Device are Registered Trade Marks of Ventcroft Ltd. E&OE

Va154 Version:2.5 Issued:01/10/2017